

Government Degree College Pampore

**Faculty Feedback Analysis
Report**

2020

**Department of Economics
GDC Pampore**

Introduction:

Constructive comments can bring a lot of changes to the teaching community. Teachers' feedback reflects the teaching learning facilities available in the campus, and if lacunae exist they suggest measures to overcome.

The Teachers' Feedback on functioning of the college is designed to get formative feedback from teacher fraternity that can be used towards the improvement in the functioning of the college. For the academic year 2020, Teachers' feedback is sought from 23 faculty members.

The different parameters on which the functioning of the college is evaluated are analyzed as under:

1. Name of Appointment:

Parameter	Responses	Percentage
Permanent	8	34.8
contractual	15	65.2
Guest Faculty	0	0
Total	23	100

Percentage

- Permanent
- Contractual
- Guest Faculty

2. Length of Service:

Highest Length of Service	20 Years
Lowest Length of Service	01 Year
Average Length of Service	07 Years

- Average Length
- Lowest Length
- Highest Length

3. Rate the Conduct of College Administration:

Parameter	Responses	Percentage
Satisfied	11	47.8
Highly Satisfied	10	43.5
Somewhat Satisfied	2	8.7
Not Satisfied	0	0
Total	23	100

Percentage

- Satisfied
- Highly Satisfied
- Somewhat Satisfied
- Not Satisfied

4. Rate the Inclusiveness of divergent opinions in various committees of the college

Parameter	Responses	Percentage
Satisfied	14	60.90
Highly Satisfied	07	30.40
Somewhat Satisfied	01	4.35
Not Satisfied	01	4.35
Total	23	100

Percentage

- Satisfied
- Highly Satisfied
- Somewhat Satisfied
- Not Satisfied

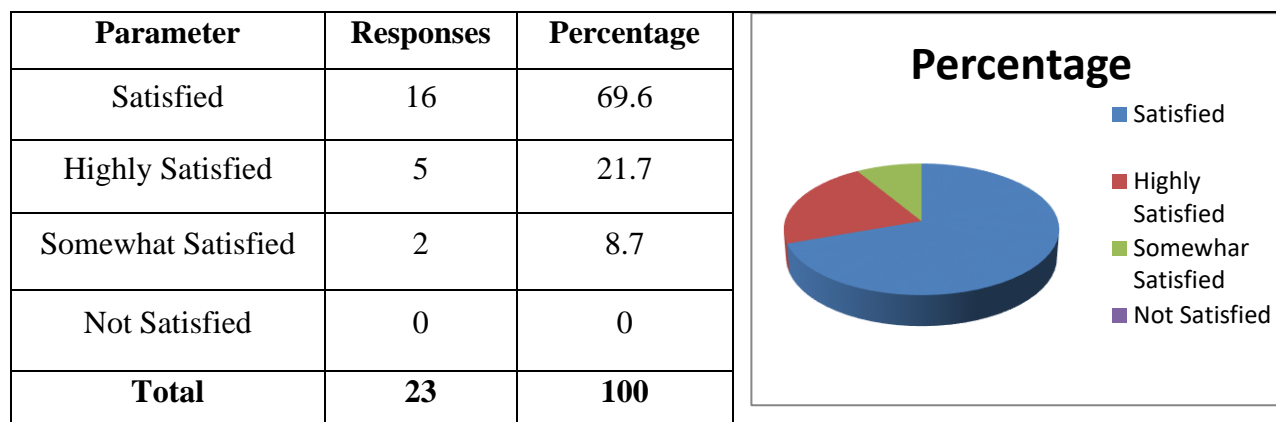
5. Rate the ICT facilities available in the college for technologically upgraded pedagogical environment:

Parameter	Responses	Percentage
Satisfied	11	47.8
Highly Satisfied	4	17.4
Somewhat Satisfied	3	13.0
Not Satisfied	5	21.7
Total	23	100

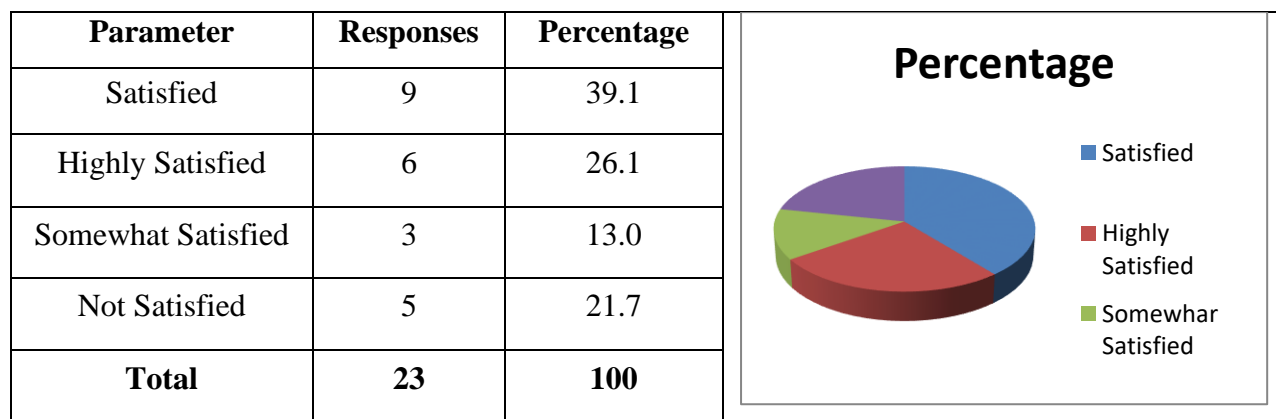
Percentage

- Satisfied
- Highly Satisfied
- Somewhat Satisfied
- Not Satisfied

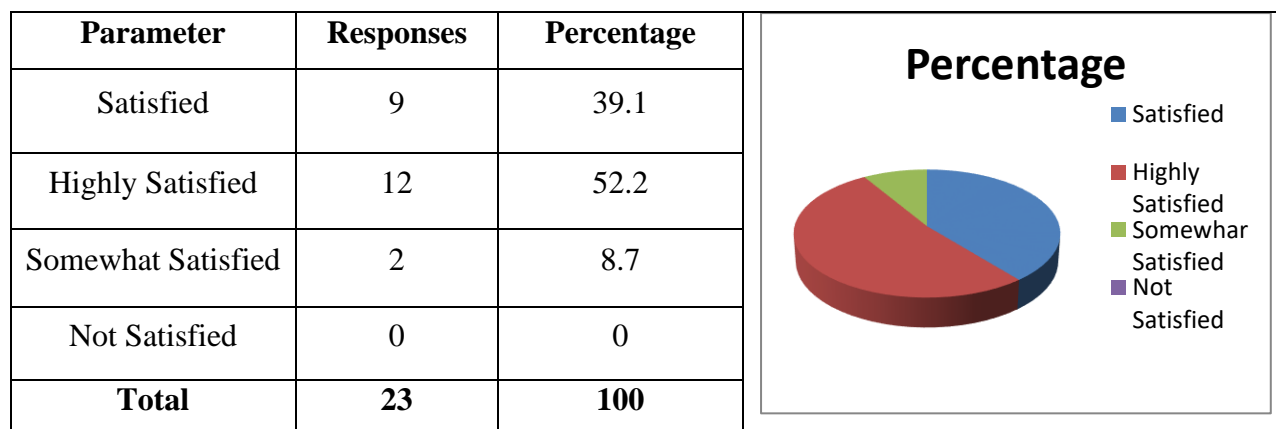
6. Rate the Books / Online material available for the teachers in the college library:



7. Rate the Overall hygiene and cleanliness for the classrooms and basic amenities in the college:



8. Rate the Safety of women employees in the campus:



9. Rate the Opportunity provided for professional growth:

Parameter	Responses	Percentage
Satisfied	8	34.8
Highly Satisfied	10	43.5
Somewhat Satisfied	1	4.3
Not Satisfied	4	17.4
Total	23	100

Percentage

A 3D pie chart titled 'Percentage' showing the distribution of responses. The chart is divided into four segments: a large red segment for 'Highly Satisfied' (43.5%), a blue segment for 'Satisfied' (34.8%), a small green segment for 'Somewhat Satisfied' (4.3%), and a purple segment for 'Not Satisfied' (17.4%). A legend to the right of the chart identifies each category with its corresponding color.

10. Additional Remarks:

- **Prof. Lateef Ahmad Shah**, *“Improvement in establishment section.”*
- **Prof. Mehbooba Bano**, *“Medical room facility for students and staff.”*
- **Prof. Ajaz Manzoor**, *“A periodic evaluation of the working of the college committees integrated with a sincere, serious and honest urge on part of the employees to improve both professionally.”*
- **Prof. Ashiq Rashid**, *“Campus should be beautified at an earliest and renewable sources of energy may be installed within the campus to reduce the carbon footprint.”*
- **Mr. Himayun Majeed**, *“IT Section & Library Section shall be fully equipped technically.”*
- **Prof. Bazigah Badar**, *“1.Facility of Female washrooms, 2.Female staffroom 3. High speed internet facility.”*
- **Prof. Samiullah**, *“Establish a small horticulture garden.”*

Conclusion:

Periodical and meaningful feedback is a cornerstone of learning. In the history of learning, feedback has always been crucial. In our campus too, we stress on getting feedback from students, teachers and alumni. This has helped us in the past to evaluate and assess our weakness and take corrective measures for the achievement of our vision.